






Early Literacy Fun: November 2016



Sunday	Monday	Tuesday	Wednesday	Thursday	Friday	Saturday
		1	2 Put your groceries away and count the number of vegetable/fruit words. Use your home language or English.	3	4	5 Try saying the word "hello" in a different language. <i>Bonjour</i> <i>CHÀO BẠN</i> <b>Salem</b>
6 Daylight Savings 	7 Build a tower of words using one block for each word in a sentence!	8	9 Hopping words! Take a sentence from a favourite story and hop for each word.	10	11 	12
13 Place a Cheerio (or food item) for each word in the sentence, "I like going to school." Then eat the treats!	14	15 	16 Make up a sentence about a favourite show. Take turns rolling a ball back and forth for each word in the sentence.	17 Ask family members some questions. Count the words in the questions (e.g., Are you hungry? = 3 words)	18 PA Day	19 Make up a sentence using Fall words (e.g., tree, leaves, rake). Count the words in each sentence.
20 Point to each word of a sentence in a book. Count the number of words.	21 	22 Find words in grocery flyers. Count the number of letters in the words.	23	24 Make up sentences about the food you are eating. Count the words in the sentences.	25	26 Make up sentences with weather words and count the words using your fingers.
27	28 Stomp like an elephant for each word in a sentence about an animal.	29	30 Find the same words on a page of a book or electronic story (e.g., <i>the, went</i> ).	Help your child understand the concept of "words." Words are made up of letters. Words are combined to make sentences.		

