







Early Literacy Fun: July 2017



Sunday	Monday	Tuesday	Wednesday	Thursday	Friday	Saturday
	<p>Reading stories to your child helps him/her get ready to learn to read. Read stories in your home language to provide the best language model possible.</p>		<p>Students born in 2013 are eligible for parental referral for speech-language pathology services through Early Abilities <i>before</i> they begin JK. Parents must self-refer by August 31, 2017. Parents can contact <a href="http://www.tph.to/earlyabilities">www.tph.to/earlyabilities</a> (416) 338-8255.</p>			<p>1 Happy Canada Day</p> 
<p>2 Read stories in your home language(s) and those from other cultures.</p>	3	<p>4 Read stories several times so your child can learn to predict what will happen next.</p>	<p>5</p> 	<p>6 Discuss the story pictures and how they tell the story.</p>	7	<p>8 Discuss book concepts such as the author, illustrator, front/back page.</p>
<p>9 Ask predicting questions such as "What do you think will happen next?" and "How do you think the character feels?"</p>	<p>10 Let your child choose interesting books at the school library, public library, or garage sales.</p>	<p>11 Enjoy interactive stories on the iPad such as "Cinderella" or "The Three Little Pigs" by Nosy Crow.</p>	<p>12 Stories are available for iPads and on websites (e.g., International Children's Digital Library).</p>	<p>13</p> 	<p>14 Read different versions of the same book and compare the stories. What is the same? What is different?</p>	<p>15 Read to your child every day, even for a short time. Find a quiet, relaxed time and a special place.</p>
<p>16 Relate a story you just read to a personal experience.</p>	<p>17</p> 	<p>18 Look for books by amazing authors such as Robert Munsch, Jan Brett, Eric Carle, Paul Galdone.</p>	<p>19 Ask questions about the story, such as "Who is in the story?"</p>	<p>20 Encourage your child to join in and read words, or complete repeated sentences.</p>	<p>21 Add actions like clapping, waving or marching to make the story more interesting.</p>	<p>22 Add sounds that match the story (e.g., car sounds, animal sounds).</p>
<p>23</p> <hr/> <p>30</p>	<p>24</p> <hr/> <p>31</p>	<p>25 Change your voice to match each character in the story.</p>	<p>26 Talk about the print in the book. Can you find two words that are the same?</p>	<p>27</p> 	<p>28 Use your child's name instead of a character's name when it appears in the story.</p>	<p>29</p>

