
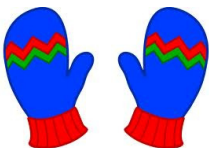





Speech and Language Ideas for December 2013

Sunday	Monday	Tuesday	Wednesday	Thursday	Friday	Saturday
1 	2 Cut out magazine pictures and glue them in a book with a different "theme" per page (e.g., toys, food).	3	4	5 Talk about the steps you do when you brush your teeth (e.g., first you get the toothpaste).	6	7 Have your child draw his/her favourite part of a story and share it with someone else in the house.
8	9	10 See how many things you and your child can name that are found in the bedroom.	11 Make popcorn and help your child tell you all the steps involved using <i>first, then, last</i> .	12 	13 During meal time, have your child ask for food using "Can I have..."	14
15	16 Listen to a story on the telephone offered by the Toronto Public Library (416) 395-5400.	17	18 Sing and act out the actions to the song "If you're happy and you know it".	19	20 Visit a fire station and talk to the firefighters. Help your child ask questions.	21 
22 Draw 3 snowflakes and talk about how they are the same and how they are different!	23 	24	25	26 Use the iPad app "Make a snowman" by Appdicted to create a virtual snowman.	27 Take your child to an event at a community centre, theatre, library, or mall.	28
29 Talk to your children about what they will say when they go back to school.	30 Help your child write a note to a family member.	31 	Toronto Public Library offers many wonderful programs. Visit your local library during December to read great books or participate in various activities. http://www.torontopubliclibrary.ca/			